



ROOF & WALL CLADDING PROFILES

Profiles are the designs that give a roof or exterior wall surface personality; the curves, ridges and undulating patterns that lend each roof its distinctive look. We have New Zealand's favourite profiles available as well as a few that will make your project a standout.



Tauranga | 07 571 3146

tauranga@freemanroofing.co.nz


www.freemanroofing.co.nz

65 Kaweroa Drive, Tauranga








Family owned
since 1956

CORRUGATE



Corrugate is one of New Zealand's most used roofing profiles. This timeless classic can recapture traditional styles on a typical kiwi villa roof, or set trends as a modern roofing solution, wall cladding or fencing profile.

-  Long run available
-  Wide range of colours available
-  Suitable for roll curving
-  Suitable for roofs pitched at a minimum of 8°
-  0.4mm or 0.55mm material thickness gauges available

MAXIMUM SPAN

For 1.1 kn Concentrated Load for G550 Steel.

Location of span	Thickness (BMT)	
	.40mm	.55mm
Roof End Span	700	1000
Roof Intermediate Span	1000	1500
Wall End Span	1200	1700
Wall Intermediate Span	1800	2400

Single spans should be limited to 80% of the above end spans.

Purlin spacing should be reduced in high traffic areas or areas supporting items such as air conditioning units or walkways that are provided for maintenance.

FASTENINGS

Recommended roof fasteners:

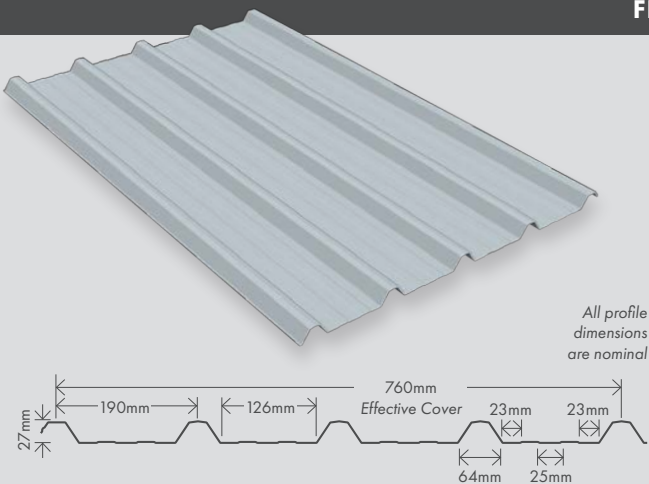
Nails	Timbertites	Steeltites
60mm	12g x 50mm	12g x 35mm

Wall fastenings also available. The fastener and its coatings must be compatible and suitable for environment and roofing product.






SHEET COVER

1 x Sheet	838mm	6 x Sheet	4648mm
2 x Sheet	1600mm	7 x Sheet	5410mm
3 x Sheet	2362mm	8 x Sheet	6172mm
4 x Sheet	3124mm	9 x Sheet	6934mm
5 x Sheet	3886mm	10 x Sheet	7696mm

FIVE RIB



Five Rib is a light, strong and contemporary style producing distinctive design solutions for both commercial and domestic uses.

-  Long run available
-  Wide range of colours available
-  Suitable for roofs pitched at a minimum of 3°
-  Pan swage enhances appearance
-  0.4mm or 0.55mm material thickness gauges available

MAXIMUM SPAN

For 1.1 kn Concentrated Load for G550 Steel.

Location of span	Thickness (BMT)	
	.40mm	.55mm
Roof End Span	1000	1100
Roof Intermediate Span	1500	1800
Wall End Span	1400	1900
Wall Intermediate Span	2000	2700

Single spans should be limited to 80% of the above end spans.

Purlin spacing should be reduced in high traffic areas or areas supporting items such as air conditioning units or walkways that are provided for maintenance.

FASTENINGS

Recommended roof fasteners:

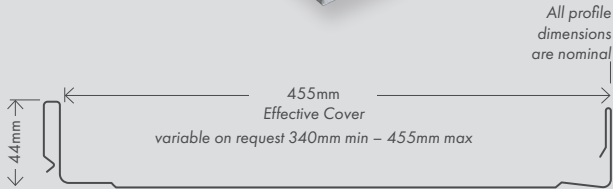

Nails	Timbertites	Steeltites
75mm	12g x 65mm	12g x 55mm

Wall fastenings also available. The fastener and its coatings must be compatible and suitable for environment and roofing product.

SHEET COVER

1 x Sheet	815mm	6 x Sheet	4648mm
2 x Sheet	1600mm	7 x Sheet	5410mm
3 x Sheet	2362mm	8 x Sheet	6172mm
4 x Sheet	3124mm	9 x Sheet	6934mm
5 x Sheet	3886mm	10 x Sheet	7696mm

ALPINE TRAY SS675



Long run available



Wide range of colours available



Pan swage optional



Suitable for pitched roofs down to 3°



Machine transportable to site

Alpine Tray SS675 is a variable width (std 455mm wide) tray roofing and cladding system, roll formed in single length trays and hidden fixed to solid and open purlin substrate. Alpine Tray SS675 is a clip system profile with a high rib (45mm) which accentuates its strong clean lines and allows for installation over open purlin with confidence.

AVAILABLE IN THREE DIFFERENT FINISHES:

- Steel, Zinalume and pre-finished (Colorsteel or Colorcote)
- BMT 0.40mm, 0.55mm, 0.75mm
- Copper. BMT 0.50mm, 0.70mm
- Zinc. BMT 0.70mm
- Purlins 100 x 50 at 600mm centres

CLIPS

These are available in both stainless and galvanised and supplied to meet the specification. They are generally fixed at 600mm centres but this may vary according to the wind loadings and load conditions. Please see website for additional clip detail.

FIXINGS

Supplied in the specified finish. Length and size is determined as per the approved building code and the Metal Roofing Association Code of Practice.

Important note regarding 'oil canning' which is defined as visible waviness in the flat areas of metal roofing and wall cladding. Oil canning is an architectural feature of any wide flat pan profile which will not impact the structural integrity of the product.

Sound Reverberation – High Wind zone areas: Extreme wind events may cause sound reverberation on Alpine Tray SS675 & Standing Seam SS150 Tray pans. It does not cause detriment to product performance. Please contact your local Freeman Group branch before specifying these products in High wind zone areas.



Tauranga's newest, best and brightest roofing products manufacturer.



MATERIALS & DURABILITY

All roofing profiles are available in a range of materials to suit New Zealand's wide range of environmental conditions. From harsh West Coast beaches to snowy alpine regions, your local conditions will determine which roofing materials are suitable for your project.



Zincalume®

GALVSTEEL™

ROOFING ACCESSORIES

A full range of accessories including flashing, rainwater goods, underlays, fasteners and matching translucent sheeting are available.

MAINTENANCE

Manual washing is required to prevent the accumulation of dirt or other material, particularly in sheltered areas that do not receive adequate rain washing.

Moderate environmental conditions

- Wash cladding every 12 months
- Wash sheltered areas every 6 months

Severe environmental conditions

- Wash cladding every 6 months
- Wash sheltered areas every 3 months

Surfaces should not be in continuous contact with moisture and all debris must be removed. With the first sign of surface corrosion the affected area should be cleaned, spot primed and repainted. Replace any fixings that have deteriorated. Periodic over-painting required to retain aesthetic value.

WARRANTY

All profiles are covered by warranty for:

- Coating performance
- Corrosion resistance
- Substrate integrity

Warranty is subject to the use of the appropriate product for the environment.

A written warranty is available on request.

ADDITIONAL INFORMATION

For additional information please refer to:

- New Zealand Steel Installers Guide
- New Zealand Steel Specifiers and Builders Guide
- New Zealand Steel Metal Roof and Wall Cladding Code of Practice

Important note regarding Trapezoidal profiles: Trapezoidal profiles such as 5 Rib with a wide pan manufactured from 0.4 mm steel and 0.7 mm aluminium are particularly susceptible to purlin creasing, and although it does not affect performance, their appearance can be aesthetically unacceptable. For more information on purlin creasing please speak to your roof installer or refer to the MRM code of practice V3.0/section 11.2.

Please note vertical asymmetrical profiles such as 5 Rib may need to be on a 20mm drained cavity batten. Please enquire with your local council.